



Test Report No.: <i>Prüfbericht - Nr.:</i>		19301152 009		Page 1 of 4 <i>Seite 1 von 4</i>	
Client: <i>Auftraggeber:</i>		Electrical Safety Office Level 16, 50 Ann Street, Brisbane, Queensland, Australia, QLD 4001			
Test item: <i>Gegenstand der Prüfung:</i>		V-90 PVC insulated and PVC sheathed cable			
Identification: <i>Bezeichnung:</i>		Refer to page 2	Serial No.: <i>Serien-Nr.:</i>		No Serial Number
Receipt No.: <i>Wareneingangs-Nr.:</i>		1113006481	Date of receipt: <i>Eingangsdatum:</i>		24/10/2013
Condition of test item at delivery: <i>Zustand des Prüfgegenstandes bei Anlieferung:</i>		Market sourced samples supplied by client			
Testing location: <i>Prüfart:</i>		TÜV Rheinland Australia Pty. Ltd. 182 Dougharty Road, Heidelberg West, Australia VIC 3081			
Test specification: <i>Prüfgrundlage:</i>		AS/NZS 1125:2001 including amendment 1 Conductors in insulated electric cables and flexible cords			
Test Result: <i>Prüfergebnis:</i>		The test item failed the test specifications. <i>Der vorstehend beschriebene Prüfgegenstand wurde geprüft und entspricht nicht oben genannter Prüfgrundlage.</i>			
Testing Laboratory/ <i>Prüflaboratorium:</i>		TÜV Rheinland Australia Pty. Ltd. 182 Dougharty Road, Heidelberg West, Australia VIC 3081			
Compiled by/ <i>zusammengestellt:</i>		Reviewed by/ <i>kontrolliert:</i>			
					
20/01/2014	Gergo BOGDAN	20/01/2014	Istvan SZECSEI		
Datum <i>Date</i>	Name/Stellung <i>Name/Position</i>	Unterschrift <i>Signature</i>	Datum <i>Date</i>	Name/Stellung <i>Name/Position</i>	Unterschrift <i>Signature</i>
Other Aspects/ <i>Sonstiges:</i>					
As per client's request test procedure was limited to conductor resistance measurement.					
Abkürzungen:		Abbreviations:			
<i>P(ass)</i>	= entspricht Prüfgrundlage	<i>P(ass)</i>	= passed		
<i>F(ail)</i>	= entspricht nicht Prüfgrundlage	<i>F(ail)</i>	= failed		
<i>N/A</i>	= nicht anwendbar	<i>N/A</i>	= not applicable		
<i>N/T</i>	= nicht getestet	<i>N/T</i>	= not tested		
This test report relates to the a. m. test sample. Without permission of the test center this test report is not permitted to be duplicated in extracts. This test report does not entitle to carry any safety mark on this or similar products.					
Dieser Prüfbericht bezieht sich nur auf das o. g. Prüfmuster und darf ohne Genehmigung der Prüfstelle nicht auszugsweise vervielfältigt werden. Dieser Bericht berechtigt nicht zur Verwendung eines Prüfzeichens.					

Revision 5.0

Accredited for compliance
with ISO/IEC 17025
Technical Competence



Test Report
AS/NZS 1125:2001 including amendment 1
Conductors in insulated electric cables and flexible cords

Test item particulars:



Test item is a 2C+E flat cable, having 4mm² phase conductors and 2.5mm² earth conductor

General remarks:

1. This report shall not be reproduced, except in full.
2. Details in test data / test plan no. 1113006481
3. Specification applied:
 - AS/NZS 1125:2001 including amendment 1
 - AS/NZS 1660.3:1998 including amendment 1
4. Reporting of results herein is in accordance with NATA recommendations taking into account U of M.
 - (a) For minimum limits - Where measurement is on the limit or above the limit it is deemed to comply. Where measurement is below the limit it is deemed not to comply.
 - (b) For maximum limits - Where measurement is on the limit or below the limit it is deemed to comply. Where measurement is above the limit it is deemed not to comply.
5. For reporting of results the estimated uncertainty for measurement taken into account at 95% confidence level.
6. This test report is based on assessment and tests applied to the specific test item(s) as submitted by the client. TÜV Rheinland Australia disclaims any and all responsibility or obligation for any other item.
7. Test procedure was limited to conductor resistance measurement.

Markings on cable:


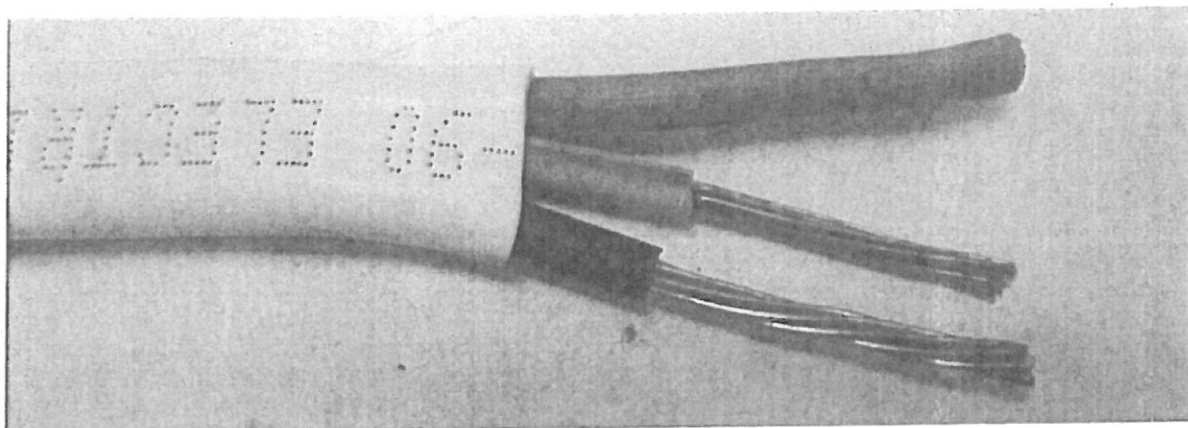
" INFINITY CABLE 2013 V-90 ELECTRIC CABLE 450/750V FT3040 4mm²X2C+E "

**Options/accessories/ancillary equipment:**

The equipment was tested without any optional accessory installed. Hence, this report does not cover parameters that are influenced by the installation of optional accessory that might affect safety in the meaning of this standard.

AS/NZS 1125:2001 including amendment 1			
Clause	Requirement + Test	Result - Remark	Verdict
2	COPPER CONDUCTORS		F
2.6	Stranded conductors (class 2)		F
	The d.c. resistance of conductors at 20°C shall be as specified in Table 2.3 for the relevant nominal cross-sectional area of conductor.	4mm²: Required max: 4.61 Ω/km Black core: 4.617 Ω/km Red core: 4.611 Ω/km 2.5mm²: Required max: 7.41 Ω/km Gr-Ye core: 7.21 Ω/km	F

PHOTOS



End of the Test report